



# Wakefield Park Raceway

## Round 3 : April 16 - 18



ASBK.COM.AU f t i y

### MOTORSPORTS TV SUPERSPORT CHAMPIONSHIP

#### Race 1 - RE-START

Date: 18/04/21  
 Event: R07  
 Weather: Foggy - Temp: 9.6C  
 Track: Mainly dry - Temp: 16.6C

Started at: 10:59:19  
 Laps: 6  
 Starters: 14  
 Printed at: 11:19

#### PROVISIONAL CLASSIFICATION


| Pos | No  | Name   | Machine       | Laps | Race Time | Behind Leader | Behind Prev | Fastest Lap | On Lap |
|-----|-----|--|---------------|------|-----------|---------------|-------------|-------------|--------|
| 1   | 17  | Broc PEARSON (QLD) / YRD / Yamaha Motor Aust. / City2Surf Locksmith                                | Yamaha YZF-R6 | 6    | 5:59.531  |               |             | 58.643      | 6      |
| 2   | 26  | Tom EDWARDS (NSW) / Bikebiz / Andrea Homes   | Yamaha YZF-R6 | 6    | 6:00.713  | 1.182         | 1.182       | 59.033      | 2      |
| 3   | 127 | Max STAUFFER (NSW) / GTR MotoStars Team / RS&C / Doctor Mak / Yamaha / YRD / Link / Pirelli        | Yamaha YZF-R6 | 6    | 6:00.794  | 1.263         | .081        | 59.100      | 4      |
| 4   | 42  | Jack PASSFIELD (NSW) / Stay Upright Rider Training / MCC Security / Dmoto / GASD Suspension        | Yamaha YZF-R6 | 6    | 6:03.873  | 4.342         | 3.079       | 59.494      | 3      |
| 5   | 68  | Luke POWER (VIC) / Proworx / Blayney M-cycles / Well Sprung M-cycle Suspension / Penrite Oils      | Kawasaki ZX6R | 6    | 6:04.570  | 5.039         | .697        | 59.489      | 4      |
| 6   | 86  | Dallas SKEER (SA) / Penrite Oils / Barry Francis M-c / Suzuki Aust. / Stefs T-port / Nolan Helmets | Suzuki GSXR   | 6    | 6:04.975  | 5.444         | .405        | 59.571      | 4      |
| 7   | 39  | Scott NICHOLSON (VIC) / Traction Control M-sport / G. Williams Motorcycle Eng. / RST Moto / KYT    | Yamaha YZF-R6 | 6    | 6:09.434  | 9.903         | 4.459       | 1:00.166    | 2      |
| 8   | 46  | Aidan HAYES (NSW) / Hayes Johnston PL / Hayes Electrical / YRD / Sheppards Diesel / West Sliders   | Yamaha YZF-R6 | 6    | 6:09.904  | 10.373        | .470        | 1:00.147    | 4      |
| 9   | 44  | Tom BRAMICH (VIC) / Apex / The Bare Bird / Nolan Helmets / Ricondi                                 | Yamaha YZF-R6 | 6    | 6:13.275  | 13.744        | 3.371       | 1:00.952    | 5      |
| 10  | 61  | Rhys BELLING (VIC) / LXI Racing / Yamaha Aust. / The Grinning Dingo / XXX-Rated Suspension         | Yamaha YZF-R6 | 6    | 6:15.189  | 15.658        | 1.914       | 59.328      | 3      |
| 11  | 96  | Luke MITCHELL (NSW) / JNL Racing Yamaha  | Yamaha YZF-R6 | 6    | 6:15.304  | 15.773        | .115        | 1:01.155    | 3      |
| 12  | 74  | Timothy LARGE (VIC) / Race Center/ The Grinning Dingo / Ari Helmets / Coach Campbell               | Yamaha YZF-R6 | 6    | 6:15.821  | 16.290        | .517        | 1:01.108    | 3      |
| 13  | 58  | Mitch KUHNE (QLD) / Shark Leathers / Phresh Ink / NO FOMO Fit / Red Bull / Nolan/X-Lite Helmets    | Yamaha YZF-R6 | 6    | 6:23.550  | 24.019        | 7.729       | 1:01.010    | 3      |
| 14  | 23  | Ryan SELLEN (NSW) / Two Wheel Obsession / Security Solutions                                       | Yamaha YZF-R6 | 6    | 6:24.043  | 24.512        | .493        | 1:02.469    | 5      |

Fastest Lap was 58.643 by Broc PEARSON (QLD)


New race lap record for SS class - Previous: 58.661 by Max STAUFFER (NSW) on a Yamaha YZF-R6 set on 18/04/21

\*\*\* RACE RE-START AFTER FIRST RACE RED FLAGGED AFTER 7 LAPS DUE TO CRASH OF No. 12 (J. TAYLOR REQUIRING MEDICAL ASSISTANCE)  
 \*\*\*

The results are provisional until the end of the time limit for protests and appeals.

  
 Chief Timekeeper - Scott Laing

  
 Race Director - Tom Williams

  
 Clerk of Course - Paul Hinds



[www.computime.com.au](http://www.computime.com.au)  
 COMPUTIME RACE TIMING SYSTEMS PTY LTD





# Wakefield Park Raceway

## Round 3 : April 16 - 18



ASBK.COM.AU f t i y

### MOTORSPORTS TV SUPERSPORT CHAMPIONSHIP

#### Race 1 - RE-START

Date: 18/04/21  
Event: R07  
Weather: Foggy - Temp: 9.6C  
Track: Mainly dry - Temp: 16.6C

Started at: 10:59:19  
Laps: 6  
Starters: 14  
Printed at: 11:19

#### PROVISIONAL LAP TIMES

| No  | Name                  | Lap 1    | Lap 2           | Lap 3           | Lap 4           | Lap 5           | Lap 6         |
|-----|-----------------------|----------|-----------------|-----------------|-----------------|-----------------|---------------|
| 17  | Broc PEARSON (QLD)    | 1:04.563 | 58.922          | 59.131          | 59.032          | 59.240          | <b>58.643</b> |
| 23  | Ryan SELLEN (NSW)     | 1:10.218 | 1:02.857        | 1:02.888        | 1:02.756        | <b>1:02.469</b> | 1:02.855      |
| 26  | Tom EDWARDS (NSW)     | 1:04.174 | <b>59.033</b>   | 59.450          | 59.318          | 59.302          | 59.436        |
| 39  | Scott NICHOLSON (VIC) | 1:06.607 | <b>1:00.166</b> | 1:00.362        | 1:00.619        | 1:00.765        | 1:00.915      |
| 42  | Jack PASSFIELD (NSW)  | 1:05.462 | 59.847          | <b>59.494</b>   | 59.599          | 59.797          | 59.674        |
| 44  | Tom BRAMICH (VIC)     | 1:07.137 | 1:01.280        | 1:01.316        | 1:00.983        | <b>1:00.952</b> | 1:01.607      |
| 46  | Aidan HAYES (NSW)     | 1:07.377 | 1:01.452        | 1:00.439        | <b>1:00.147</b> | 1:00.339        | 1:00.150      |
| 58  | Mitch KUHNE (QLD)     | 1:09.397 | 1:01.595        | <b>1:01.010</b> | 1:01.657        | 1:01.092        | 1:08.799      |
| 61  | Rhys BELLING (VIC)    | 1:05.800 | 59.945          | <b>59.328</b>   | 59.505          | 59.942          | 1:10.669      |
| 68  | Luke POWER (VIC)      | 1:05.977 | 59.993          | 59.824          | <b>59.489</b>   | 59.530          | 59.757        |
| 74  | Timothy LARGE (VIC)   | 1:09.004 | 1:01.553        | <b>1:01.108</b> | 1:01.444        | 1:01.241        | 1:01.471      |
| 86  | Dallas SKEER (SA)     | 1:05.681 | 1:00.067        | 1:00.335        | <b>59.571</b>   | 59.679          | 59.642        |
| 96  | Luke MITCHELL (NSW)   | 1:08.934 | 1:01.417        | <b>1:01.155</b> | 1:01.166        | 1:01.230        | 1:01.402      |
| 127 | Max STAUFFER (NSW)    | 1:03.777 | 59.135          | 59.523          | <b>59.100</b>   | 59.586          | 59.673        |

\*\*\* RACE RE-START AFTER FIRST RACE RED FLAGGED AFTER 7 LAPS DUE TO CRASH OF No. 12 (J. TAYLOR REQUIRING MEDICAL ASSISTANCE) \*\*\*

The results are provisional until the end of the time limit for protests and appeals.

Chief Timekeeper - Scott Lang

Race Director - Tom Williams

Clerk of Course - Paul Hinds



[www.computime.com.au](http://www.computime.com.au)  
COMPUTIME RACE TIMING SYSTEMS PTY LTD





# Wakefield Park Raceway

## Round 3 : April 16 - 18



ASBK.COM.AU f t i y

### MOTORSPORTS TV SUPERSPORT CHAMPIONSHIP

#### Race 1 - RE-START

Date: 18/04/21  
 Event: R07  
 Weather: Foggy - Temp: 9.6C  
 Track: Mainly dry - Temp: 16.6C

Started at: 10:59:19  
 Laps: 6  
 Starters: 14  
 Printed at: 11:19

#### PROVISIONAL SPLIT TIMES

| Lap                                   | Split 1       | Split 2       | Split 3       | Lap Time        | Lap                                 | Split 1       | Split 2       | Split 3       | Lap Time        |
|---------------------------------------|---------------|---------------|---------------|-----------------|-------------------------------------|---------------|---------------|---------------|-----------------|
| <b>17 Broc PEARSON (QLD) (1st)</b>    |               |               |               |                 | 6                                   | 16.130        | 22.542        | 21.002        | 59.674          |
| 1                                     | 20.913        | 22.812        | 20.838        | 1:04.563        | <b>44 Tom BRAMICH (VIC) (9th)</b>   |               |               |               |                 |
| 2                                     | <b>15.841</b> | 22.340        | 20.741        | 58.922          | 1                                   | 22.167        | 23.334        | 21.636        | 1:07.137        |
| 3                                     | 15.849        | 22.455        | 20.827        | 59.131          | 2                                   | 16.632        | 23.146        | 21.502        | 1:01.280        |
| 4                                     | 15.925        | 22.286        | 20.821        | 59.032          | 3                                   | 16.557        | 23.380        | 21.379        | 1:01.316        |
| 5                                     | 15.905        | 22.565        | 20.770        | 59.240          | 4                                   | <b>16.496</b> | 23.193        | <b>21.294</b> | 1:00.983        |
| 6                                     | 15.862        | <b>22.138</b> | <b>20.643</b> | <b>58.643</b>   | 5                                   | 16.548        | <b>23.071</b> | 21.333        | <b>1:00.952</b> |
| <b>23 Ryan SELLEN (NSW) (14th)</b>    |               |               |               |                 | 6                                   | 16.613        | 23.436        | 21.558        | 1:01.607        |
| 1                                     | 23.725        | 24.359        | 22.134        | 1:10.218        | <b>46 Aidan HAYES (NSW) (8th)</b>   |               |               |               |                 |
| 2                                     | 17.023        | <b>23.800</b> | 22.034        | 1:02.857        | 1                                   | 22.546        | 23.217        | 21.614        | 1:07.377        |
| 3                                     | 17.001        | 23.952        | 21.935        | 1:02.888        | 2                                   | 16.797        | 22.777        | 21.878        | 1:01.452        |
| 4                                     | 16.949        | 23.866        | 21.941        | 1:02.756        | 3                                   | 16.335        | 22.790        | 21.314        | 1:00.439        |
| 5                                     | <b>16.909</b> | 23.819        | <b>21.741</b> | <b>1:02.469</b> | 4                                   | 16.276        | 22.685        | <b>21.186</b> | <b>1:00.147</b> |
| 6                                     | 17.021        | 23.868        | 21.966        | 1:02.855        | 5                                   | 16.317        | 22.799        | 21.223        | 1:00.339        |
| <b>26 Tom EDWARDS (NSW) (2nd)</b>     |               |               |               |                 | 6                                   | <b>16.210</b> | <b>22.586</b> | 21.354        | 1:00.150        |
| 1                                     | 20.731        | 22.646        | 20.797        | 1:04.174        | <b>58 Mitch KUHNE (QLD) (13th)</b>  |               |               |               |                 |
| 2                                     | 15.926        | 22.338        | <b>20.769</b> | <b>59.033</b>   | 1                                   | 22.941        | 23.796        | 22.660        | 1:09.397        |
| 3                                     | 15.945        | 22.459        | 21.046        | 59.450          | 2                                   | 16.873        | 23.321        | 21.401        | 1:01.595        |
| 4                                     | 16.159        | 22.281        | 20.878        | 59.318          | 3                                   | 16.580        | 23.227        | <b>21.203</b> | <b>1:01.010</b> |
| 5                                     | <b>15.894</b> | 22.417        | 20.991        | 59.302          | 4                                   | 16.597        | 23.451        | 21.609        | 1:01.657        |
| 6                                     | 16.028        | <b>22.207</b> | 21.201        | 59.436          | 5                                   | 16.573        | <b>23.094</b> | 21.425        | 1:01.092        |
| <b>39 Scott NICHOLSON (VIC) (7th)</b> |               |               |               |                 | 6                                   | <b>16.489</b> | 23.130        | 29.180        | 1:08.799        |
| 1                                     | 22.330        | 23.189        | 21.088        | 1:06.607        | <b>61 Rhys BELLING (VIC) (10th)</b> |               |               |               |                 |
| 2                                     | <b>16.472</b> | <b>22.616</b> | 21.078        | <b>1:00.166</b> | 1                                   | 21.741        | 23.038        | 21.021        | 1:05.800        |
| 3                                     | 16.478        | 22.780        | 21.104        | 1:00.362        | 2                                   | 16.300        | 22.650        | 20.995        | 59.945          |
| 4                                     | 16.528        | 23.081        | <b>21.010</b> | 1:00.619        | 3                                   | 16.039        | <b>22.534</b> | <b>20.755</b> | <b>59.328</b>   |
| 5                                     | 16.550        | 23.006        | 21.209        | 1:00.765        | 4                                   | <b>15.977</b> | 22.679        | 20.849        | 59.505          |
| 6                                     | 16.498        | 23.241        | 21.176        | 1:00.915        | 5                                   | 16.194        | 22.650        | 21.098        | 59.942          |
| <b>42 Jack PASSFIELD (NSW) (4th)</b>  |               |               |               |                 | 6                                   | 16.123        | 22.794        | 31.752        | 1:10.669        |
| 1                                     | 21.243        | 23.044        | 21.175        | 1:05.462        | <b>68 Luke POWER (VIC) (5th)</b>    |               |               |               |                 |
| 2                                     | 16.261        | 22.591        | 20.995        | 59.847          | 1                                   | 21.800        | 23.109        | 21.068        | 1:05.977        |
| 3                                     | 16.069        | 22.487        | <b>20.938</b> | <b>59.494</b>   | 2                                   | 16.366        | 22.690        | 20.937        | 59.993          |
| 4                                     | <b>16.001</b> | <b>22.471</b> | 21.127        | 59.599          | 3                                   | 16.317        | 22.522        | 20.985        | 59.824          |
| 5                                     | 16.006        | 22.607        | 21.184        | 59.797          |                                     |               |               |               |                 |

*Scott Laing*  
 Chief Timekeeper - Scott Laing

*Tom Williams*  
 Race Director - Tom Williams

*Paul Hinds*  
 Clerk of Course - Paul Hinds





# Wakefield Park Raceway

## Round 3 : April 16 - 18



ASBK.COM.AU f t i y

### MOTORSPORTS TV SUPERSPORT CHAMPIONSHIP

#### Race 1 - RE-START

Date: 18/04/21  
 Event: R07  
 Weather: Foggy - Temp: 9.6C  
 Track: Mainly dry - Temp: 16.6C

Started at: 10:59:19  
 Laps: 6  
 Starters: 14  
 Printed at: 11:19

#### PROVISIONAL SPLIT TIMES

| Lap                                  | Split 1       | Split 2       | Split 3       | Lap Time        | Lap                                  | Split 1       | Split 2       | Split 3       | Lap Time        |
|--------------------------------------|---------------|---------------|---------------|-----------------|--------------------------------------|---------------|---------------|---------------|-----------------|
| 4                                    | 16.178        | <b>22.460</b> | 20.851        | <b>59.489</b>   | <b>96 Luke MITCHELL (NSW) (11th)</b> |               |               |               |                 |
| 5                                    | <b>16.142</b> | 22.550        | <b>20.838</b> | 59.530          | 1                                    | 22.777        | 23.991        | 22.166        | 1:08.934        |
| 6                                    | 16.157        | 22.623        | 20.977        | 59.757          | 2                                    | 16.650        | 23.271        | 21.496        | 1:01.417        |
| <b>74 Timothy LARGE (VIC) (12th)</b> |               |               |               |                 | 3                                    | 16.695        | 23.192        | 21.268        | <b>1:01.155</b> |
| 1                                    | 23.335        | 23.780        | 21.889        | 1:09.004        | 4                                    | 16.700        | <b>23.168</b> | 21.298        | 1:01.166        |
| 2                                    | 17.125        | 23.169        | 21.259        | 1:01.553        | 5                                    | <b>16.594</b> | 23.380        | <b>21.256</b> | 1:01.230        |
| 3                                    | 16.803        | 23.175        | <b>21.130</b> | <b>1:01.108</b> | 6                                    | 16.648        | 23.305        | 21.449        | 1:01.402        |
| 4                                    | 16.871        | 23.212        | 21.361        | 1:01.444        | <b>127 Max STAUFFER (NSW) (3rd)</b>  |               |               |               |                 |
| 5                                    | <b>16.658</b> | 23.277        | 21.306        | 1:01.241        | 1                                    | 20.390        | 22.635        | 20.752        | 1:03.777        |
| 6                                    | 16.703        | <b>23.155</b> | 21.613        | 1:01.471        | 2                                    | 15.963        | 22.520        | <b>20.652</b> | 59.135          |
| <b>86 Dallas SKEER (SA) (6th)</b>    |               |               |               |                 | 3                                    | 15.956        | 22.624        | 20.943        | 59.523          |
| 1                                    | 21.565        | 22.968        | 21.148        | 1:05.681        | 4                                    | <b>15.929</b> | 22.416        | 20.755        | <b>59.100</b>   |
| 2                                    | 16.281        | 22.651        | 21.135        | 1:00.067        | 5                                    | <b>15.929</b> | 22.534        | 21.123        | 59.586          |
| 3                                    | 16.347        | 22.590        | 21.398        | 1:00.335        | 6                                    | 15.944        | <b>22.404</b> | 21.325        | 59.673          |
| 4                                    | 16.191        | <b>22.492</b> | 20.888        | <b>59.571</b>   |                                      |               |               |               |                 |
| 5                                    | 16.305        | 22.503        | <b>20.871</b> | 59.679          |                                      |               |               |               |                 |
| 6                                    | <b>16.181</b> | 22.558        | 20.903        | 59.642          |                                      |               |               |               |                 |

\*\*\* RACE RE-START AFTER FIRST RACE RED FLAGGED AFTER 7 LAPS DUE TO CRASH OF No. 12 (J. TAYLOR REQUIRING MEDICAL ASSISTANCE)  
 \*\*\*

The results are provisional until the end of the time limit for protests and appeals.

*Scott Lang*  
 Chief Timekeeper - Scott Lang

*Tom Williams*  
 Race Director - Tom Williams

*Paul Hinds*  
 Clerk of Course - Paul Hinds



[www.computime.com.au](http://www.computime.com.au)  
 COMPUTIME RACE TIMING SYSTEMS PTY LTD







# Wakefield Park Raceway

## Round 3 : April 16 - 18



ASBK.COM.AU f t i y

### MOTORSPORTS TV SUPERSPORT CHAMPIONSHIP

#### Race 1 - RE-START

Date: 18/04/21  
Event: R07  
Weather: Foggy - Temp: 9.6C  
Track: Mainly dry - Temp: 16.6C

Started at: 10:59:19  
Laps: 6  
Starters: 14  
Printed at: 11:19

### PROVISIONAL FASTEST LAPS SEQUENCE

| Lap | Race Pos | No  | Name               | Machine       | Fastest Lap | On Lap |
|-----|----------|-----|--------------------|---------------|-------------|--------|
| 1   | 1        | 127 | Max STAUFFER (NSW) | Yamaha YZF-R6 | 1:03.777    | 1      |
| 2   | 1        | 127 | Max STAUFFER (NSW) | Yamaha YZF-R6 | 59.135      | 2      |
| 2   | 2        | 26  | Tom EDWARDS (NSW)  | Yamaha YZF-R6 | 59.033      | 2      |
| 2   | 3        | 17  | Broc PEARSON (QLD) | Yamaha YZF-R6 | 58.922      | 2      |
| 6   | 1        | 17  | Broc PEARSON (QLD) | Yamaha YZF-R6 | 58.643      | 6      |

\*\*\* RACE RE-START AFTER FIRST RACE RED FLAGGED AFTER 7 LAPS DUE TO CRASH OF No. 12 (J. TAYLOR REQUIRING MEDICAL ASSISTANCE)  
\*\*\*

The results are provisional until the end of the time limit for protests and appeals.

Chief Timekeeper - Scott Lang

Race Director - Tom Williams

Clerk of Course - Paul Hinds



[www.computime.com.au](http://www.computime.com.au)  
COMPUTIME RACE TIMING SYSTEMS PTY LTD





# Wakefield Park Raceway

## Round 3 : April 16 - 18



ASBK.COM.AU f t i y

### MOTORSPORTS TV SUPERSPORT CHAMPIONSHIP

#### Race 1 - RE-START

Date: 18/04/21  
 Event: R07  
 Weather: Foggy - Temp: 9.6C  
 Track: Mainly dry - Temp: 16.6C


Started at: 10:59:19  
 Laps: 6  
 Starters: 14  
 Printed at: 11:19


#### PROVISIONAL LAP SHEET


| No           | Lap Time | Gap    | No           | Lap Time | Gap    | No           | Lap Time | Gap    |
|--------------|----------|--------|--------------|----------|--------|--------------|----------|--------|
| <b>Lap 1</b> |          |        | 26           | 59.450   | .222   | 86           | 59.679   | 4.445  |
| 127          | 1:03.777 |        | 42           | 59.494   | 2.368  | 39           | 1:00.765 | 7.631  |
| 26           | 1:04.174 | .397   | 61           | 59.328   | 2.638  | 46           | 1:00.339 | 8.866  |
| 17           | 1:04.563 | .786   | 68           | 59.824   | 3.359  | 44           | 1:00.952 | 10.780 |
| 42           | 1:05.462 | 1.685  | 86           | 1:00.335 | 3.648  | 96           | 1:01.230 | 13.014 |
| 86           | 1:05.681 | 1.904  | 39           | 1:00.362 | 4.700  | 74           | 1:01.241 | 13.462 |
| 61           | 1:05.800 | 2.023  | 46           | 1:00.439 | 6.833  | 58           | 1:01.092 | 13.863 |
| 68           | 1:05.977 | 2.200  | 44           | 1:01.316 | 7.298  | 23           | 1:02.469 | 20.300 |
| 39           | 1:06.607 | 2.830  | 96           | 1:01.155 | 9.071  | <b>Lap 6</b> |          |        |
| 44           | 1:07.137 | 3.360  | 74           | 1:01.108 | 9.230  | 17           | 58.643   |        |
| 46           | 1:07.377 | 3.600  | 58           | 1:01.010 | 9.567  | 26           | 59.436   | 1.182  |
| 96           | 1:08.934 | 5.157  | 23           | 1:02.888 | 13.528 | 127          | 59.673   | 1.263  |
| 74           | 1:09.004 | 5.227  | <b>Lap 4</b> |          |        | 42           | 59.674   | 4.342  |
| 58           | 1:09.397 | 5.620  | 127          | 59.100   |        | 68           | 59.757   | 5.039  |
| 23           | 1:10.218 | 6.441  | 17           | 59.032   | .113   | 86           | 59.642   | 5.444  |
| <b>Lap 2</b> |          |        | 26           | 59.318   | .440   | 39           | 1:00.915 | 9.903  |
| 127          | 59.135   |        | 42           | 59.599   | 2.867  | 46           | 1:00.150 | 10.373 |
| 26           | 59.033   | .295   | 61           | 59.505   | 3.043  | 44           | 1:01.607 | 13.744 |
| 17           | 58.922   | .573   | 68           | 59.489   | 3.748  | 61           | 1:10.669 | 15.658 |
| 42           | 59.847   | 2.397  | 86           | 59.571   | 4.119  | 96           | 1:01.402 | 15.773 |
| 61           | 59.945   | 2.833  | 39           | 1:00.619 | 6.219  | 74           | 1:01.471 | 16.290 |
| 86           | 1:00.067 | 2.836  | 46           | 1:00.147 | 7.880  | 58           | 1:08.799 | 24.019 |
| 68           | 59.993   | 3.058  | 44           | 1:00.983 | 9.181  | 23           | 1:02.855 | 24.512 |
| 39           | 1:00.166 | 3.861  | 96           | 1:01.166 | 11.137 | <b>Lap 5</b> |          |        |
| 44           | 1:01.280 | 5.505  | 74           | 1:01.444 | 11.574 | 17           | 59.240   |        |
| 46           | 1:01.452 | 5.917  | 58           | 1:01.657 | 12.124 | 127          | 59.586   | .233   |
| 96           | 1:01.417 | 7.439  | 23           | 1:02.756 | 17.184 | 26           | 59.302   | .389   |
| 74           | 1:01.553 | 7.645  | <b>Lap 3</b> |          |        | 42           | 59.797   | 3.311  |
| 58           | 1:01.595 | 8.080  | 127          | 59.523   |        | 61           | 59.942   | 3.632  |
| 23           | 1:02.857 | 10.163 | 17           | 59.131   | .181   | 68           | 59.530   | 3.925  |

\*\*\* RACE RE-START AFTER FIRST RACE RED FLAGGED AFTER 7 LAPS DUE TO CRASH OF No. 12 (J. TAYLOR REQUIRING MEDICAL ASSISTANCE) \*\*\*

The results are provisional until the end of the time limit for protests and appeals.

  
 Chief Timekeeper - Scott Lang

  
 Race Director - Tom Williams

  
 Clerk of Course - Paul Hinds



www.computime.com.au  
 COMPUTIME RACE TIMING SYSTEMS PTY LTD





# Wakefield Park Raceway

## Round 3 : April 16 - 18



ASBK.COM.AU f t i y

### MOTORSPORTS TV SUPERSPORT CHAMPIONSHIP

#### Race 1 - RE-START

Date: 18/04/21  
 Event: R07  
 Weather: Foggy - Temp: 9.6C  
 Track: Mainly dry - Temp: 16.6C

Started at: 10:59:19  
 Laps: 6  
 Starters: 14  
 Printed at: 11:19

### PROVISIONAL LAP CHART

| Name         | Grid | 1   | 2   | 3   | 4   | 5   | 6   | Name         |
|--------------|------|-----|-----|-----|-----|-----|-----|--------------|
| B. PEARSON   | 17   | 127 | 127 | 127 | 127 | 17  | 17  | B. PEARSON   |
| M. STAUFFER  | 127  | 26  | 26  | 17  | 17  | 127 | 26  | T. EDWARDS   |
| T. EDWARDS   | 26   | 17  | 17  | 26  | 26  | 26  | 127 | M. STAUFFER  |
| J. PASSFIELD | 42   | 42  | 42  | 42  | 42  | 42  | 42  | J. PASSFIELD |
| D. SKEER     | 86   | 86  | 61  | 61  | 61  | 61  | 68  | L. POWER     |
| L. POWER     | 68   | 61  | 86  | 68  | 68  | 68  | 86  | D. SKEER     |
| R. BELLING   | 61   | 68  | 68  | 86  | 86  | 86  | 39  | S. NICHOLSON |
| A. HAYES     | 46   | 39  | 39  | 39  | 39  | 39  | 46  | A. HAYES     |
| T. BRAMICH   | 44   | 44  | 44  | 46  | 46  | 46  | 44  | T. BRAMICH   |
| S. NICHOLSON | 39   | 46  | 46  | 44  | 44  | 44  | 61  | R. BELLING   |
| L. MITCHELL  | 96   | 96  | 96  | 96  | 96  | 96  | 96  | L. MITCHELL  |
| M. KUHNE     | 58   | 74  | 74  | 74  | 74  | 74  | 74  | T. LARGE     |
| T. LARGE     | 74   | 58  | 58  | 58  | 58  | 58  | 58  | M. KUHNE     |
| R. SELLEN    | 23   | 23  | 23  | 23  | 23  | 23  | 23  | R. SELLEN    |
| N. MAHON     | 10   |     |     |     |     |     |     |              |
| J. TAYLOR    | 12   |     |     |     |     |     |     |              |

\*\*\* RACE RE-START AFTER FIRST RACE RED FLAGGED AFTER 7 LAPS DUE TO CRASH OF No. 12 (J. TAYLOR REQUIRING MEDICAL ASSISTANCE) \*\*\*

The results are provisional until the end of the time limit for protests and appeals.

*Scott Lang*  
 Chief Timekeeper - Scott Lang

*Tom Williams*  
 Race Director - Tom Williams

*Paul Hinds*  
 Clerk of Course - Paul Hinds



www.computime.com.au  
 COMPUTIME RACE TIMING SYSTEMS PTY LTD





# Wakefield Park Raceway

## Round 3 : April 16 - 18



ASBK.COM.AU f t i y

### MOTORSPORTS TV SUPERSPORT CHAMPIONSHIP

#### Race 1 - RE-START

Date: 18/04/21  
 Event: R07  
 Weather: Foggy - Temp: 9.6C  
 Track: Mainly dry - Temp: 16.6C

Started at: 10:59:19  
 Laps: 6  
 Starters: 14  
 Printed at: 11:19

#### PROVISIONAL BEST PARTIAL TIMES

| Pos | Split 1      |        | Split 2      |        | Split 3      |        | LAP          |          | Ideal    | Fastest |
|-----|--------------|--------|--------------|--------|--------------|--------|--------------|----------|----------|---------|
|     | Name         | Time   | Name         | Time   | Name         | Time   | Name         | Time     |          |         |
| 1   | B. PEARSON   | 15.841 | B. PEARSON   | 22.138 | B. PEARSON   | 20.643 | B. PEARSON   | 58.622   | 58.643   |         |
| 2   | T. EDWARDS   | 15.894 | T. EDWARDS   | 22.207 | M. STAUFFER  | 20.652 | T. EDWARDS   | 58.870   | 59.033   |         |
| 3   | M. STAUFFER  | 15.929 | M. STAUFFER  | 22.404 | R. BELLING   | 20.755 | M. STAUFFER  | 58.985   | 59.100   |         |
| 4   | R. BELLING   | 15.977 | L. POWER     | 22.460 | T. EDWARDS   | 20.769 | R. BELLING   | 59.266   | 59.328   |         |
| 5   | J. PASSFIELD | 16.001 | J. PASSFIELD | 22.471 | L. POWER     | 20.838 | J. PASSFIELD | 59.410   | 59.494   |         |
| 6   | L. POWER     | 16.142 | D. SKEER     | 22.492 | D. SKEER     | 20.871 | L. POWER     | 59.440   | 59.489   |         |
| 7   | D. SKEER     | 16.181 | R. BELLING   | 22.534 | J. PASSFIELD | 20.938 | D. SKEER     | 59.544   | 59.571   |         |
| 8   | A. HAYES     | 16.210 | A. HAYES     | 22.586 | S. NICHOLSON | 21.010 | A. HAYES     | 59.982   | 1:00.147 |         |
| 9   | S. NICHOLSON | 16.472 | S. NICHOLSON | 22.616 | T. LARGE     | 21.130 | S. NICHOLSON | 1:00.098 | 1:00.166 |         |
| 10  | M. KUHNE     | 16.489 | T. BRAMICH   | 23.071 | A. HAYES     | 21.186 | M. KUHNE     | 1:00.786 | 1:01.010 |         |
| 11  | T. BRAMICH   | 16.496 | M. KUHNE     | 23.094 | M. KUHNE     | 21.203 | T. BRAMICH   | 1:00.861 | 1:00.952 |         |
| 12  | L. MITCHELL  | 16.594 | T. LARGE     | 23.155 | L. MITCHELL  | 21.256 | T. LARGE     | 1:00.943 | 1:01.108 |         |
| 13  | T. LARGE     | 16.658 | L. MITCHELL  | 23.168 | T. BRAMICH   | 21.294 | L. MITCHELL  | 1:01.018 | 1:01.155 |         |
| 14  | R. SELLEN    | 16.909 | R. SELLEN    | 23.800 | R. SELLEN    | 21.741 | R. SELLEN    | 1:02.450 | 1:02.469 |         |

\*\*\* RACE RE-START AFTER FIRST RACE RED FLAGGED AFTER 7 LAPS DUE TO CRASH OF No. 12 (J. TAYLOR REQUIRING MEDICAL ASSISTANCE)

\*\*\*

The results are provisional until the end of the time limit for protests and appeals.

*Scott Lang*  
 Chief Timekeeper - Scott Lang

*Tom Williams*  
 Race Director - Tom Williams

*Paul Hinds*  
 Clerk of Course - Paul Hinds



[www.computime.com.au](http://www.computime.com.au)  
 COMPUTIME RACE TIMING SYSTEMS PTY LTD







# Wakefield Park Raceway

## Round 3 : April 16 - 18



ASBK.COM.AU f t i y

### AUSTRALIAN SUPERSPORT CHAMPIONSHIP PROVISIONAL PROGRESSIVE ROUND POINTS

#### AUSTRALIAN SUPERSPORT CHAMPIONSHIP

| Pos | No  | Name            | Rnd 3 Pole | Rnd 3 Race 1 | Total |
|-----|-----|-----------------|------------|--------------|-------|
| 1   | 17  | Broc PEARSON    | 1          | 25           | 26    |
| 2   | 26  | Tom EDWARDS     |            | 20           | 20    |
| 3   | 127 | Max STAUFFER    |            | 18           | 18    |
| 4   | 42  | Jack PASSFIELD  |            | 17           | 17    |
| 5   | 68  | Luke POWER      |            | 16           | 16    |
| 6   | 86  | Dallas SKEER    |            | 15           | 15    |
| 7   | 39  | Scott NICHOLSON |            | 14           | 14    |
| 8   | 46  | Aidan HAYES     |            | 13           | 13    |
| 9   | 44  | Tom BRAMICH     |            | 12           | 12    |
| 10  | 61  | Rhys BELLING    |            | 11           | 11    |
| 11  | 96  | Luke MITCHELL   |            | 10           | 10    |
| 12  | 74  | Timothy LARGE   |            | 9            | 9     |
| 13  | 58  | Mitch KUHNE     |            | 8            | 8     |
| 14  | 23  | Matthew LONG    |            | 7            | 7     |

*Scott Lang*

Chief Timekeeper - Scott Lang

*Tom Williams*

Race Director - Tom Williams

*Paul Hinds*

Clerk of Course - Paul Hinds



[www.computime.com.au](http://www.computime.com.au)  
COMPUTIME RACE TIMING SYSTEMS PTY LTD





# Wakefield Park Raceway

## Round 3 : April 16 - 18



ASBK.COM.AU f t i y

### AUSTRALIAN SUPERSPORT CHAMPIONSHIP PROVISIONAL PROGRESSIVE CHAMPIONSHIP POINTS

#### AUSTRALIAN SUPERSPORT CHAMPIONSHIP

| Pos | No  | Name            | Rnd 2<br>Wint | Rnd 3<br>Pole | Rnd 3<br>Race 1 | Total |
|-----|-----|-----------------|---------------|---------------|-----------------|-------|
| 1   | 17  | Broc PEARSON    | 45            | 1             | 25              | 71    |
| 2   | 26  | Tom EDWARDS     | 46            |               | 20              | 66    |
| 3   | 127 | Max STAUFFER    | 35            |               | 18              | 53    |
| 4   | 68  | Luke POWER      | 32            |               | 16              | 48    |
| 5   | 86  | Dallas SKEER    | 31            |               | 15              | 46    |
| 6   | 39  | Scott NICHOLSON | 32            |               | 14              | 46    |
| 7   | 42  | Jack PASSFIELD  | 24            |               | 17              | 41    |
| 8   | 46  | Aidan HAYES     | 21            |               | 13              | 34    |
| 9   | 61  | Rhys BELLING    | 20            |               | 11              | 31    |
| 10  | 308 | John LYTRAS     | 28            |               |                 | 28    |
| 11  | 44  | Tom BRAMICH     | 15            |               | 12              | 27    |
| 12  | 96  | Luke MITCHELL   | 14            |               | 10              | 24    |
| 13  | 28  | Jack HYDE       | 23            |               |                 | 23    |
| 14  | 58  | Mitch KUHNE     | 12            |               | 8               | 20    |
| 15  | 12  | Joel TAYLOR     | 17            |               |                 | 17    |
| 16  | 74  | Timothy LARGE   | 7             |               | 9               | 16    |
| 17  | 23  | Matthew LONG    | 8             |               | 7               | 15    |
| 18  | 10  | Noel MAHON      | 10            |               |                 | 10    |

*Scott Lang*

Chief Timekeeper - Scott Lang

*Tom Williams*

Race Director - Tom Williams

*Paul Hinds*

Clerk of Course - Paul Hinds



[www.computime.com.au](http://www.computime.com.au)  
COMPUTIME RACE TIMING SYSTEMS PTY LTD





# Wakefield Park Raceway

## Round 3 : April 16 - 18



ASBK.COM.AU

### MOTORSPORTS TV SUPERSPORT CHAMPIONSHIP

#### Race 1 - RE-START

Date: 18/04/21  
Event: R07  
Weather: Foggy - Temp: 9.6C  
Track: Mainly dry - Temp: 16.6C

Started at: 10:59:19  
Laps: 6  
Starters: 14  
Printed at: 11:20

### PROVISIONAL RACE INFORMATION

| Time     | Description                    |
|----------|--------------------------------|
| 10:55:01 | 6 LAP RE-START (1 WARM-UP LAP) |
| 10:57:24 | WARM UP LAP STARTED            |
| 10:59:19 | Event Start                    |
| 11:02:04 | NO JUMP STARTS                 |
| 11:05:18 | Chequered Flag                 |
| 11:07:02 | Event Finish                   |

\*\*\* RACE RE-START AFTER FIRST RACE RED FLAGGED AFTER 7 LAPS DUE TO CRASH OF No. 12 (J. TAYLOR REQUIRING MEDICAL ASSISTANCE)  
\*\*\*

The results are provisional until the end of the time limit for protests and appeals.

Chief Timekeeper - Scott Lang

Race Director - Tom Williams

Clerk of Course - Paul Hinds



[www.computime.com.au](http://www.computime.com.au)  
COMPUTIME RACE TIMING SYSTEMS PTY LTD

